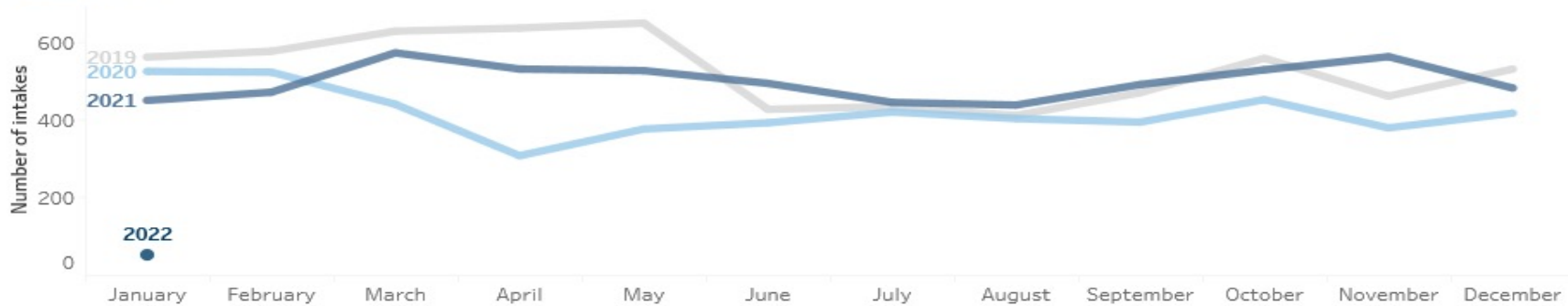


# Ramsey County Child Welfare Statistics and Strategies

# COVID-19 Child Protection Intakes received

Intakes by month



Choose initial year(s) to compare

- 2019
- 2017-2019 avg

Dates to include

01/01 12/31

Choose breakdown

Allegation

Breakdown of intakes by year, by allegation

	2019		2020		2021		2022	
Unknown					1 (0%)			-100%
Mental Injury	225 (4%)		231 (5%)	3%	282 (5%)	22%	4 (8%)	-99%
Neglect - Education	275 (4%)		186 (4%)	-32%	314 (5%)	69%	3 (6%)	-99%
Neglect - Financial	463 (7%)		398 (8%)	-14%	438 (7%)	10%	4 (8%)	-99%
Neglect - Medical	292 (5%)		193 (4%)	-34%	229 (4%)	19%	2 (4%)	-99%
Neglect - Other	286 (4%)		242 (5%)	-15%	307 (5%)	27%	9 (17%)	-97%
Neglect - Safety / Supervision	783 (12%)		647 (13%)	-17%	832 (14%)	29%	3 (6%)	-100%
Neglect - Substance	1,439 (23%)		1,373 (27%)	-5%	1,573 (26%)	15%	15 (29%)	-99%
Physical Abuse	1,844 (29%)		1,343 (27%)	-27%	1,828 (30%)	36%	15 (29%)	-99%
Sexual Abuse	852 (13%)		689 (14%)	-19%	882 (15%)	28%	6 (12%)	-99%
Threatened Injury	1,011 (16%)		970 (19%)	-4%	1,095 (18%)	13%	11 (21%)	-99%
<b>Total</b>	<b>6,360 (100%)</b>		<b>5,040 (100%)</b>	<b>-21%</b>	<b>6,006 (100%)</b>	<b>19%</b>	<b>52 (100%)</b>	<b>-99%</b>
	# intakes	% change from p...	# intakes	% change from p...	# intakes	% change from p...	# intakes	% change from p...

Ramsey



\* DRAFT \*

# General Child Welfare Statistics

Summary data for **Ramsey** through the third week of **November 2021**

Choose agency

Ramsey

Choose data point

(1) Number of Child Protectio...

Choose grouping

- Group Breakdown
- Total



Customize the bar graph below using the filters to the left ("Choose agency", "Choose data point", and "Total vs. group breakdown").

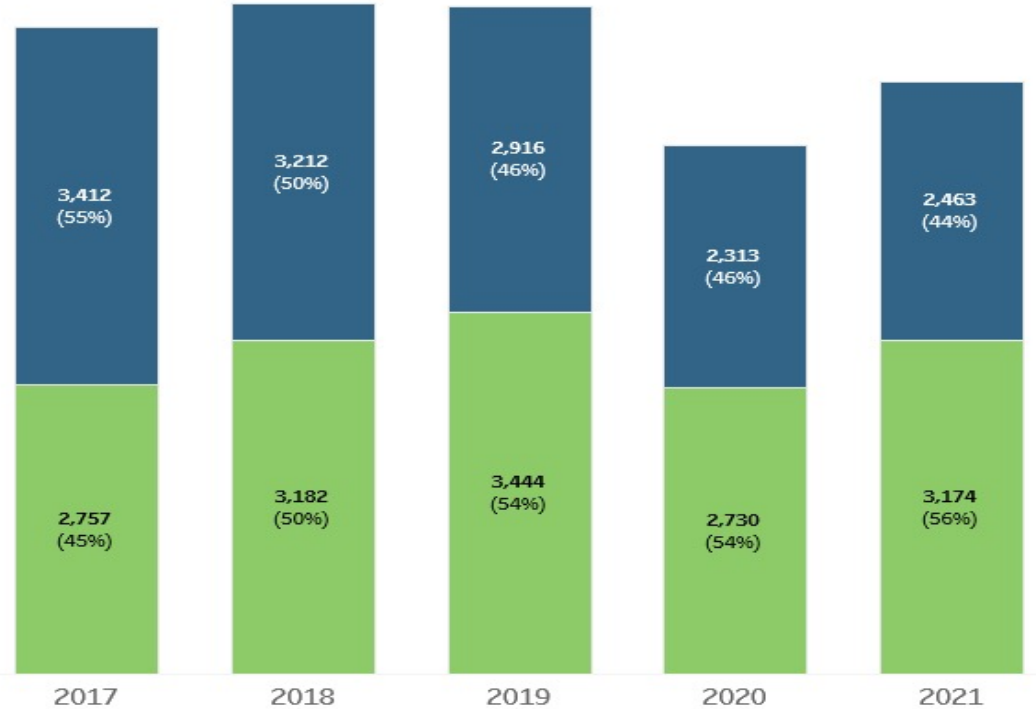
## Ramsey trends over time

Number of child protection reports received / screened

Shown by screening decision

So far this year...

Child Protection	(1) Number of Child Protection Reports Received / Screened	<b>5,637</b>
	(2) Number of Child Protection Assessments / Investigations Completed	<b>2,245</b>
	(3) Number of Alleged Victims Screened-in / Assessed	<b>3,069</b>
All Child	(4) Number of Open Case Management Cases	<b>4,116</b>
	(5) Number of Children in Case Management	<b>4,256</b>
	(6) Number of Children Entering Out-of-home Care	<b>276</b>
	(7) Number of Children Exiting Out-of-home Care	<b>412</b>



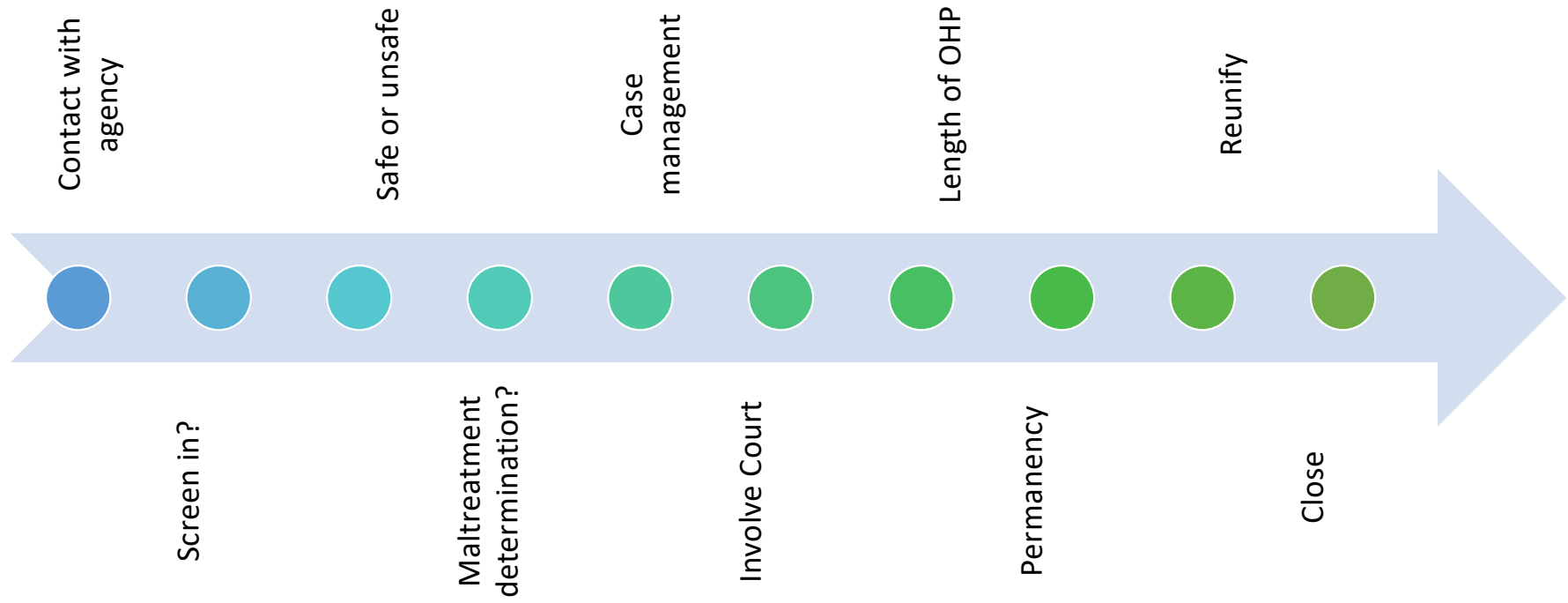
### Breakdown of intakes by year, by race/ethnicity

	2019		2020		2021		2022	
African-American/Black	2,128 (33%)		1,764 (35%)	-17%	2,040 (34%)	16%	17 (33%)	-99%
American Indian	208 (3%)		159 (3%)	-24%	189 (3%)	19%	2 (4%)	-99%
Asian/Pacific Islander	531 (8%)		367 (7%)	-31%	513 (9%)	40%	3 (6%)	-99%
Two or more races	1,114 (18%)		952 (19%)	-15%	1,115 (19%)	17%	9 (17%)	-99%
Unknown/declined	769 (12%)		686 (14%)	-11%	953 (16%)	39%	17 (33%)	-98%
White	1,981 (31%)		1,503 (30%)	-24%	1,680 (28%)	12%	10 (19%)	-99%
Hispanic (any race)	744 (12%)		545 (11%)	-27%	760 (13%)	39%	6 (12%)	-99%
<b>Total</b>	<b>6,360 (100%)</b>		<b>5,040 (100%)</b>	<b>-21%</b>	<b>6,006 (100%)</b>	<b>19%</b>	<b>52 (100%)</b>	<b>-99%</b>
	# intakes	% change from p...	# intakes	% change from p...	# intakes	% change from p...	# intakes	% change from p...

Breakdown of intakes by year, by report source

	2019		2020		2021		2022	
Alleged offender or victim	20 (0%)		33 (1%)	65%	40 (1%)	21%	1 (2%)	-98%
County/tribal social services/	864 (14%)		622 (12%)	-28%	720 (12%)	16%	3 (6%)	-100%
Health professional	1,710 (27%)		1,402 (28%)	-18%	1,576 (26%)	12%	16 (31%)	-99%
Law enforcement	857 (13%)		830 (16%)	-3%	824 (14%)	-1%	11 (21%)	-99%
Other person	749 (12%)		729 (14%)	-3%	985 (16%)	35%	8 (15%)	-99%
Relative, foster parent, neighbor	660 (10%)		700 (14%)	6%	700 (12%)	0%	4 (8%)	-99%
School personnel	1,500 (24%)		724 (14%)	-52%	1,160 (19%)	60%	9 (17%)	-99%
Unknown					1 (0%)			-100%
<b>Total</b>	<b>6,360 (100%)</b>		<b>5,040 (100%)</b>	<b>-21%</b>	<b>6,006 (100%)</b>	<b>19%</b>	<b>52 (100%)</b>	<b>-99%</b>
	# intakes	% change from p...	# intakes	% change from p...	# intakes	% change from p...	# intakes	% change from p...

# Decision points in Child welfare



## Strategies to Support our Families

- Emphasis on community
- Focus on the “front door”
- Identifying high risk families prior to entering the system
- Provide short term resources
- Collaboration with community partners
- Keep families together; which includes if placements are needed

*Questions?*

Thank you!!